

Operating instructions

For Model TN006C compact infrared thermometer

The thermometer is a non-contact infrared thermometer.

USE:

Simply aim the thermometer at the target with the probe and press the meas. Button to display the surface temperature.
The distance to target diameter ratio (Distance:Spot) is 1:1 therefore the device should be positioned as close to the target as possible.

°C/ °F:

The temperature unit can be changed from °C to °F by pressing the pick hole under the back cover with a pointed object.

Battery Replacement:

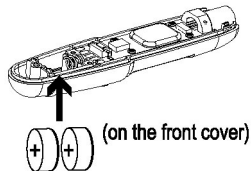
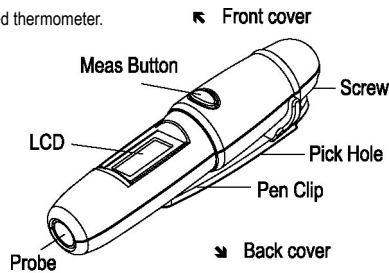
When the above icon flash in the LCD, that indicates the battery is low and should be replaced. Confirm the unit is power OFF, loosen the screw on the back cover in an anti-clockwise direction and replace the LR44 1.5v cell battery*2pcs.

** Dispose of used battery properly and keep away from children.

Measurement Range:	-33~220 °C (-27.4~428 °F)
Operating Range:	0~50 °C (32~122 °F)
Storage Range:	-20~65 °C (-4~149 °F)
Accuracy (Tamb=23±3 °C):	+/-2% of reading or 2 °C (4 °F) whichever is greater
Resolution(-9.9~199.9 °C):	0.1 °C /0.1 °F, otherwise 1 °C/1 °F
Response Time (90%):	1sec
Emissivity Range:	0.95 fixed
Auto switching-off:	15sec

Manufactured by Radiant Innovation Inc. [Http://www.ZyTemp.com](http://www.ZyTemp.com)
Add: 1F, No.3, Industrial E. 9th Rd., Science-based Industrial Park, HsinChu, Taiwan 300

Ref.No. : 032011



Operating instructions

For Model TN006C compact infrared thermometer

The thermometer is a non-contact infrared thermometer.

USE:

Simply aim the thermometer at the target with the probe and press the meas. Button to display the surface temperature.
The distance to target diameter ratio (Distance:Spot) is 1:1 therefore the device should be positioned as close to the target as possible.

°C/ °F:

The temperature unit can be changed from °C to °F by pressing the pick hole under the back cover with a pointed object.

Battery Replacement:

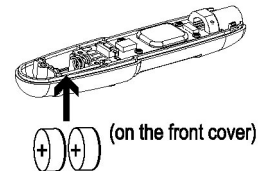
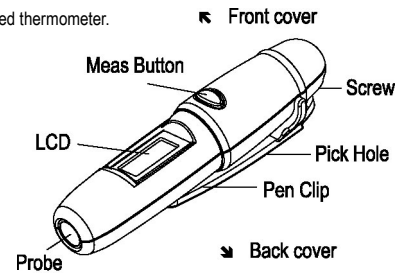
When the above icon flash in the LCD, that indicates the battery is low and should be replaced. Confirm the unit is power OFF, loosen the screw on the back cover in an anti-clockwise direction and replace the LR44 1.5v cell battery*2pcs.

** Dispose of used battery properly and keep away from children.

Measurement Range:	-33~220 °C (-27.4~428 °F)
Operating Range:	0~50 °C (32~122 °F)
Storage Range:	-20~65 °C (-4~149 °F)
Accuracy (Tamb=23±3 °C):	+/-2% of reading or 2 °C (4 °F) whichever is greater
Resolution(-9.9~199.9 °C):	0.1 °C /0.1 °F, otherwise 1 °C/1 °F
Response Time (90%):	1sec
Emissivity Range:	0.95 fixed
Auto switching-off:	15sec

Manufactured by Radiant Innovation Inc. [Http://www.ZyTemp.com](http://www.ZyTemp.com)
Add: 1F, No.3, Industrial E. 9th Rd., Science-based Industrial Park, HsinChu, Taiwan 300

Ref.No. : 032011



Operating instructions

For Model TN006C compact infrared thermometer

The thermometer is a non-contact infrared thermometer.

USE:

Simply aim the thermometer at the target with the probe and press the meas. Button to display the surface temperature.
The distance to target diameter ratio (Distance:Spot) is 1:1 therefore the device should be positioned as close to the target as possible.

°C/ °F:

The temperature unit can be changed from °C to °F by pressing the pick hole under the back cover with a pointed object.

Battery Replacement:

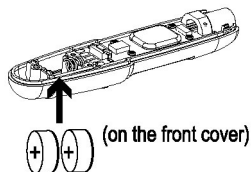
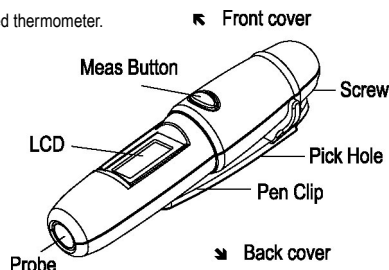
When the above icon flash in the LCD, that indicates the battery is low and should be replaced. Confirm the unit is power OFF, loosen the screw on the back cover in an anti-clockwise direction and replace the LR44 1.5v cell battery*2pcs.

** Dispose of used battery properly and keep away from children.

Measurement Range:	-33~220 °C (-27.4~428 °F)
Operating Range:	0~50 °C (32~122 °F)
Storage Range:	-20~65 °C (-4~149 °F)
Accuracy (Tamb=23±3 °C):	+/-2% of reading or 2 °C (4 °F) whichever is greater
Resolution(-9.9~199.9 °C):	0.1 °C /0.1 °F, otherwise 1 °C/1 °F
Response Time (90%):	1sec
Emissivity Range:	0.95 fixed
Auto switching-off:	15sec

Manufactured by Radiant Innovation Inc. [Http://www.ZyTemp.com](http://www.ZyTemp.com)
Add: 1F, No.3, Industrial E. 9th Rd., Science-based Industrial Park, HsinChu, Taiwan 300

Ref.No. : 032011



Operating instructions

For Model TN006C compact infrared thermometer

The thermometer is a non-contact infrared thermometer.

USE:

Simply aim the thermometer at the target with the probe and press the meas. Button to display the surface temperature.
The distance to target diameter ratio (Distance:Spot) is 1:1 therefore the device should be positioned as close to the target as possible.

°C/ °F:

The temperature unit can be changed from °C to °F by pressing the pick hole under the back cover with a pointed object.

Battery Replacement:

When the above icon flash in the LCD, that indicates the battery is low and should be replaced. Confirm the unit is power OFF, loosen the screw on the back cover in an anti-clockwise direction and replace the LR44 1.5v cell battery*2pcs.

** Dispose of used battery properly and keep away from children.

Measurement Range:	-33~220 °C (-27.4~428 °F)
Operating Range:	0~50 °C (32~122 °F)
Storage Range:	-20~65 °C (-4~149 °F)
Accuracy (Tamb=23±3 °C):	+/-2% of reading or 2 °C (4 °F) whichever is greater
Resolution(-9.9~199.9 °C):	0.1 °C /0.1 °F, otherwise 1 °C/1 °F
Response Time (90%):	1sec
Emissivity Range:	0.95 fixed
Auto switching-off:	15sec

Manufactured by Radiant Innovation Inc. [Http://www.ZyTemp.com](http://www.ZyTemp.com)
Add: 1F, No.3, Industrial E. 9th Rd., Science-based Industrial Park, HsinChu, Taiwan 300

Ref.No. : 032011

